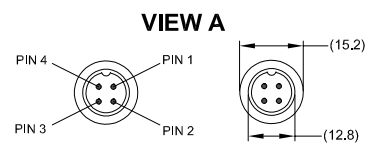
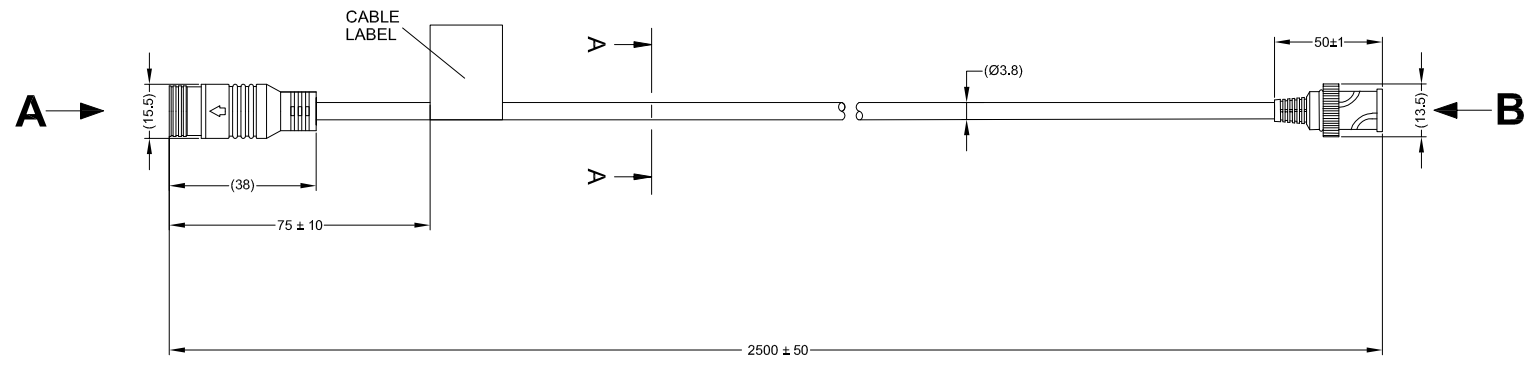


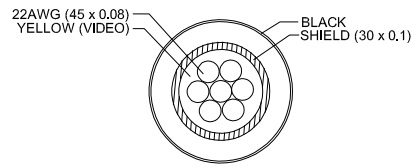
Revision Notes.				
R1 -				
APA: -	Drawn:-	Checked:-	Approved:-	Date: -



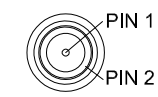
**4 PIN MALE MATING FACE**

PIN #	WIRE COLOUR	DESCRIPTION
1	N/A	N/C
2	SHIELD	GROUND
3	N/A	N/C
4	YELLOW	VIDEO

**VIEW A-A  
CABLE BUILDUP**



**VIEW B**



**BNC CONNECTOR MALE MATING FACE**

PIN #	WIRE COLOUR	DESCRIPTION
1	YELLOW	VIDEO
2	SHIELD	GROUND

- NOTES:
- NO AUDIO IS CONNECTED.
  - ANY CUSTOMER MODIFICATION CAUSING SUBSEQUENT FAILURE IS NOT A LIABILITY OF BRIGADE ELECTRONICS PLC.
  - FOR PRODUCT LABEL AND PACKAGING DETAILS REFER TO MASTER BOM.

**PROPRIETARY NOTICE**  
THIS DESIGN AND TECHNICAL INFORMATION APPEARING ON THIS DRAWING IS THE PROPERTY OF BRIGADE ELECTRONICS, AND IS DISCLOSED IN CONFIDENCE. IT IS NOT TO BE COPIED, REPRODUCED, REVEALED TO OR EXPROPRIATED BY OTHERS, EITHER IN WHOLE OR IN PART WITHOUT THE EXPRESS WRITTEN CONSENT OF BRIGADE ELECTRONICS.

**BRIGADE®**  
www.brlgade-electronics.com

Assembly Pl Approval J.LAM 19/07/19	Approved by B.CHILDS	Checked by J.TYRRELL	Drawn by W.SINDEN
Angle of Projection 	Units mm	Scale N/A	Released 00/00/00
Status RELEASED	Assembly Ref AC-071		
Part No 5870	BE-004155-00-19		